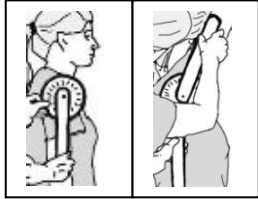


PART 3 Make and record the following measurements on another student in lab.

Student Examiner's name: _____

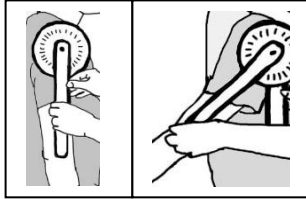
Student Patient's name: _____

Shoulder Flexion



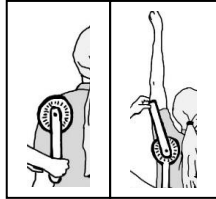
Start.....End.....
 _____(R)_____ (R)
 _____(L)_____ (L)
 Ex. 0° Ex. 128°

Shoulder Extension



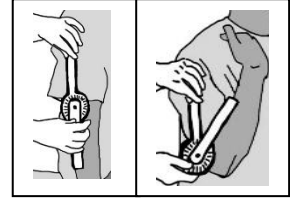
Start.....End.....
 _____(R)_____ (R)
 _____(L)_____ (L)
 Ex. 0° Ex. 47°

Shoulder Abduction (and Adduction)



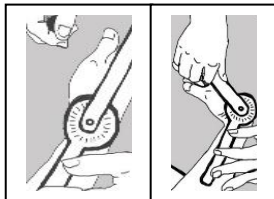
Start.....End.....
 _____(R)_____ (R)
 _____(L)_____ (L)
 Ex. 0° Ex. 139°

Elbow Flexion (and Extension)



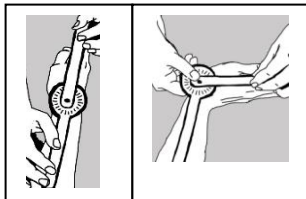
Start.....End.....
 _____(R)_____ (R)
 _____(L)_____ (L)
 Ex. 0° Ex. 126°

Wrist Flexion



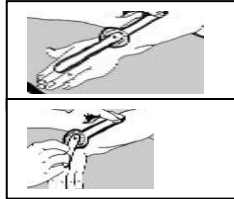
Start.....End.....
 _____(R)_____ (R)
 _____(L)_____ (L)
 Ex. 0° Ex. 21°

Wrist Extension



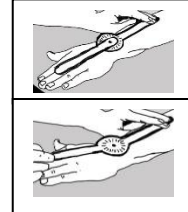
Start.....End.....
 _____(R)_____ (R)
 _____(L)_____ (L)
 Ex. 0° Ex. 74°

Ulnar Deviation



Start.....End.....
 _____(R)_____ (R)
 _____(L)_____ (L)
 Ex. 0° Ex. 34°

Radial Deviation



Start.....End.....
 _____(R)_____ (R)
 _____(L)_____ (L)
 Ex. 0° Ex. 26°